

AVUE

Advanced Video Surveillance



AV666EW

Thank you for purchasing this product. Before attempting to connect or operate this product, please read these instructions carefully and save this manual for future use.

DESCRIPTION

AV666EW has advanced image technology with resolution as high as 700TVL, true color reducibility; Support 2DNR, WDR, IR SMART control, AV666EW comes with a powerful OSD menu that include motion detection, privacy mask, HLC, BLC, multiple languages, and other functions that makes the AV666E suitable for various special environment.

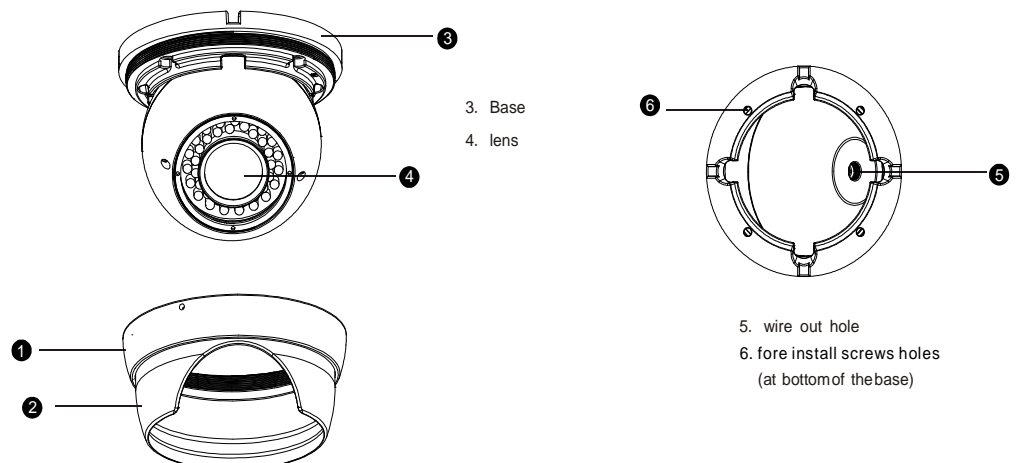
PRECAUTIONS

1. Use the Appropriate Power Supply.
The input power for AV666EW is DC 12V and 200mA (IR Off)/450mA (IR On). Be sure to connect it to the appropriate power. Wrong connection may cause malfunction and /or damage to the video camera.
2. Do not attempt to disassemble the camera.
To prevent electric shock, do not remove screws or covers. There is no user serviceable parts inside. Ask a qualified service person for servicing.
3. Handle the camera with care.
Do not abuse the camera. Avoid striking, shaking, ...etc. The camera could be damaged by improper handling or storage.
4. Do not place the camera in the following locations:
 - ① Locations where temperature is lower than -20°C or higher than 55°C
 - ② Locations where humidity is higher than 90%
5. Clean the CCD faceplate with care.
When cleaning the CCD panel, do not use strong or abrasive detergents. Use a piece of lens tissue or cotton tipped applicator and ethanol.
6. Do not attempt to aim the camera at the sun.
Do not attempt to aim the camera at the sun or other extremely bright objects that cause smear to appear irrespective of whether the camera is operating or not. This can damage the CCD (Charge Coupled Device).
7. Do not put the camera in a place with interference.
When this camera is installed near the equipment like wireless communication device which emits strong electromagnetic field, some irregularity such as noise on monitor screen may happen.

FEATURES

1. 1/3" Sony 960H CCD
2. High resolution, 700TVL, true color reducibility.
3. Support 2DNR
4. WDR
5. IR SMART control
6. Weatherproof IP66
7. simple operation
8. OSD menu

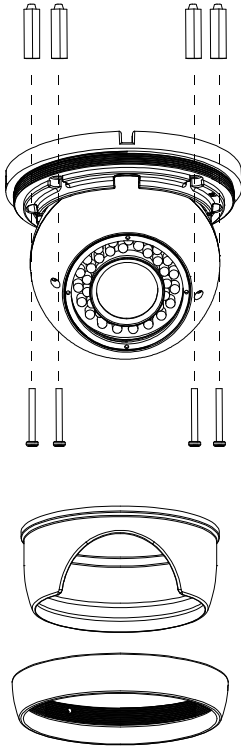
PARTS INSTRUCTION



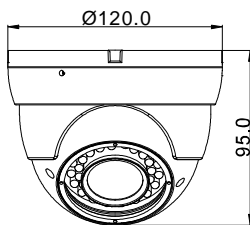
Setup

■ Camera installation

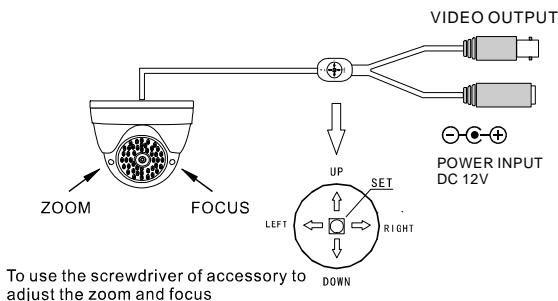
1. Unscrew the ring-form Enclosure, take the ring-form out.
2. Using the foam pat to locate holes in the wall
3. Drill 4 holes in the position needed in accordance with the installation hole on the base, push the Expansion Bolt inside then tighten the screws, make the installation hole aim at the three screws and fix it.
4. Get the wire out from the wire out hole.



Appearance size



Menu operation



Press the SET button to access MAIN MENU;
 Use the button to enter a menu or to select a menu option
 Use the UP and DOWN buttons to move vertically
 Between menus and options
 Use the LEFT and RIGHT buttons to move horizontally
 Between menus and options

Main menu

LENS	◆DC	◆MANUAL
EXPOSURE	◆SHUTTER	◆AGC
	◆WDR	◆RETURN
WHITE BAL	◆ATW	◆ANTI.CRL
	◆AWB	◆MANUAL
	◆AWC→SET	
BACKLIGHT	◆HLC	◆BLC
	◆OFF	
DAY&NIGHT	◆AUTO	◆COLOR
	◆EXT	◆B/W
DPC	◆START	◆DPC VIEW
	◆LS VALUE	◆DIFF
	◆AREA HS	◆AREA HE
	◆AREA VS	◆AREA VE
	◆RETURN	
SPECIAL	◆CAM TITLE	◆MOTION
	◆PRIVACY	◆PARK.LINE
	◆IMAGE ADJ.	◆COMM ADJ.
	◆LANGUAGE	◆VERSION
EXIT	◆SAVE	◆NOT SAVE
	◆RESET	

Specifications

Pick up device	1/3" Sony 960H CCD	
Effective pixels	PAL: 976 (H)*582 (V)	NTSC: 976 (H)*494 (V)
Scanning system	2:1 interlaced	
Sync. System	Internal	
Resolution	700 TV Lines	
Lens	2.8-12mm	
O.S.D	Built-in	
White balance	ATW/AWB/AWC (ANTI-CRL/MANUAL) *1	
AGC	High, Middle, Low, Off	
HLC/BLC	ON/OFF/AUTO	
NR	2D noise reduction	
Mirror function	ON/OFF	
Image adjustment	Contrast/Sharpness	
WDR	ON/OFF	
Motion detection	ON/OFF (4 areas)	
Privacy zones	ON/OFF (8 areas)	
Day & night	Auto / B/W / Exton / Color	
S/N ratio	more than 52dB (AGC off)	
Electronic shutter	Auto(1/60 (1/50) ~ 1/100,000)/Fixed/Manual	
Video output	1.0Vp-p composite video output, 75 Ω	
IR distance	20~30M/36 Units infrared LED (Φ5mm/850nm)	
Min. Illumination	0 Lux (IR on)	
Power supply	DC12V ±10%	
Current consumption	200mA (IR Off) and 450mA (IR On)	
Operation temperature	-20°C ~ 55°C	
Weatherproof	IP66	
Dimension	95 (H)mm x 120 (D)mm	
Weight	820g	

* Specifications are subjected to change without notice.

*1 ANTI-CRL is ANTI-Color Rolling.